

**WAVOO WAJEEHA WOMEN'S COLLEGE OF ARTS AND SCIENCE COLLEGE,
KAYALPATNAM**

IQAC - STUDENTS FEEDBACK REPORT

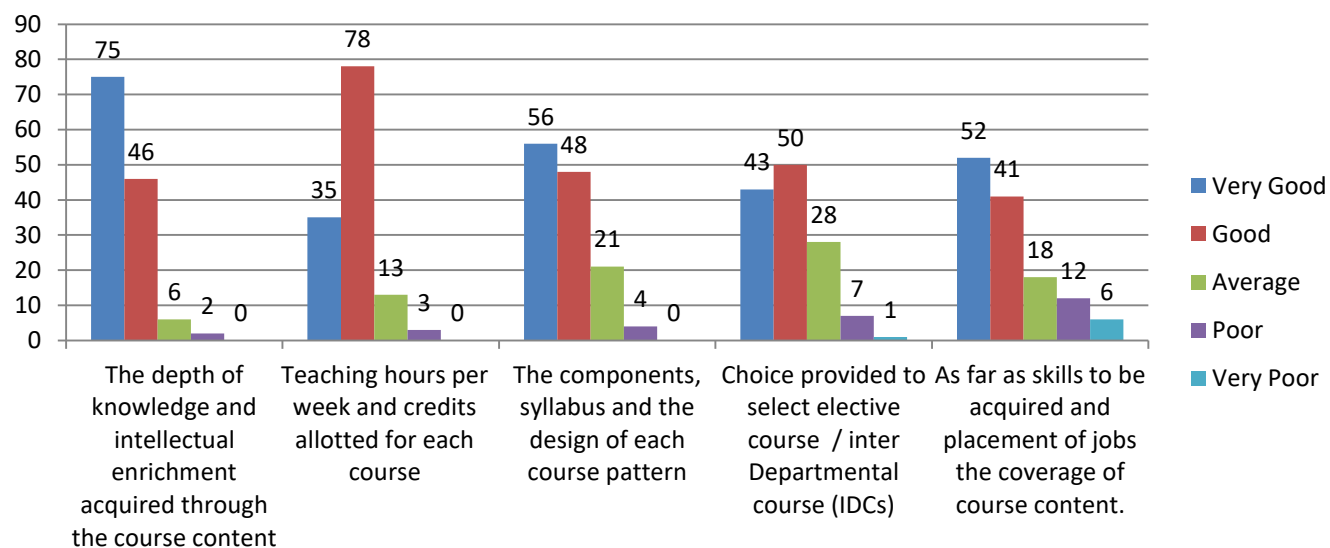
(2021-2022)

Number of students: 129

A) Course Content about Programme Undertaken

S. No.	Criteria	Very good	Good	Average	Poor	Very poor
1	The depth of knowledge and intellectual enrichment acquired through the course content	75	46	6	2	-
2	Teaching hours per week and credits allotted for each course	35	78	13	3	-
3	The components, syllabus and the design of each course pattern	56	48	21	4	-
4	Choice provided to select elective course / inter Departmental course (IDCs)	43	50	28	7	1
5	As far as skills to be acquired and placement of jobs the coverage of course content.	52	41	18	12	6

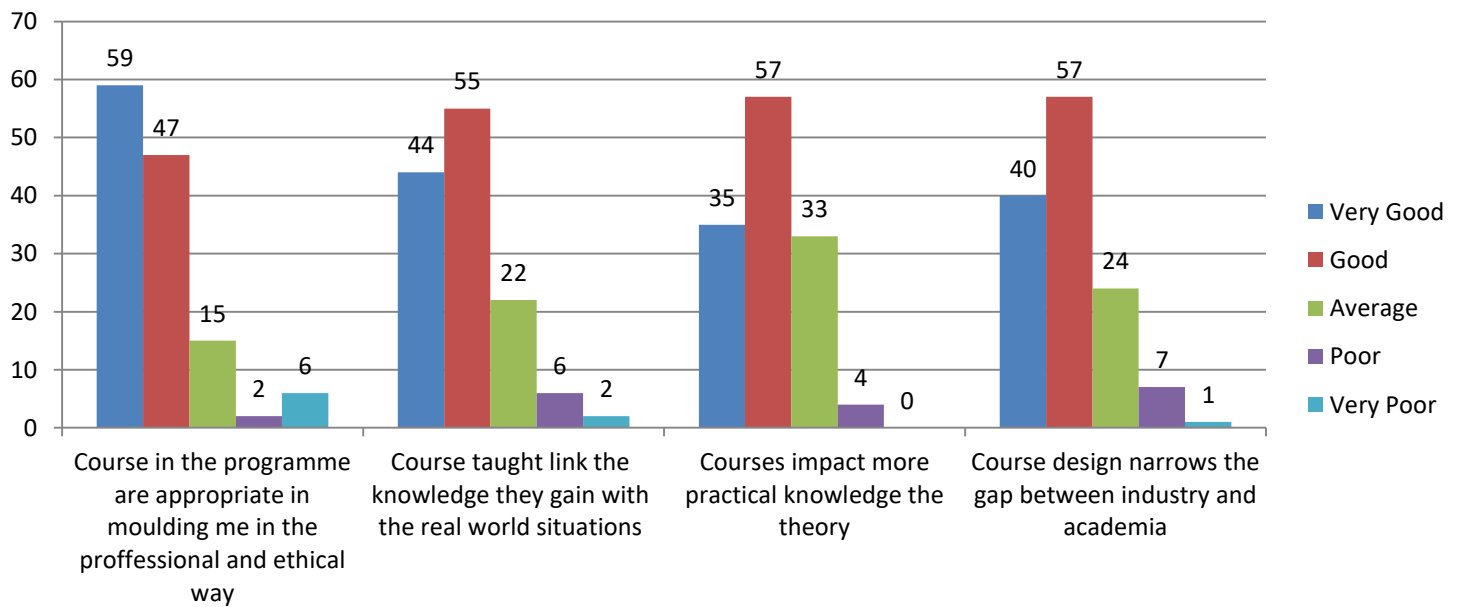
A) Course content about programme undertaken



B)Course content relevance towards industry

S. No.	Criteria	Very good	Good	Average	Poor	Very poor
6	Course in the programme are appropriate in moulding me in the proffessional and ethical way	59	47	15	2	6
7	Course taught link the knowledge they gain with the real world situations	44	55	22	6	2
8	Courses impact more practical knowledge the theory	35	57	33	4	-
9	Course design narrows the gap between industry and academia	40	57	24	7	1

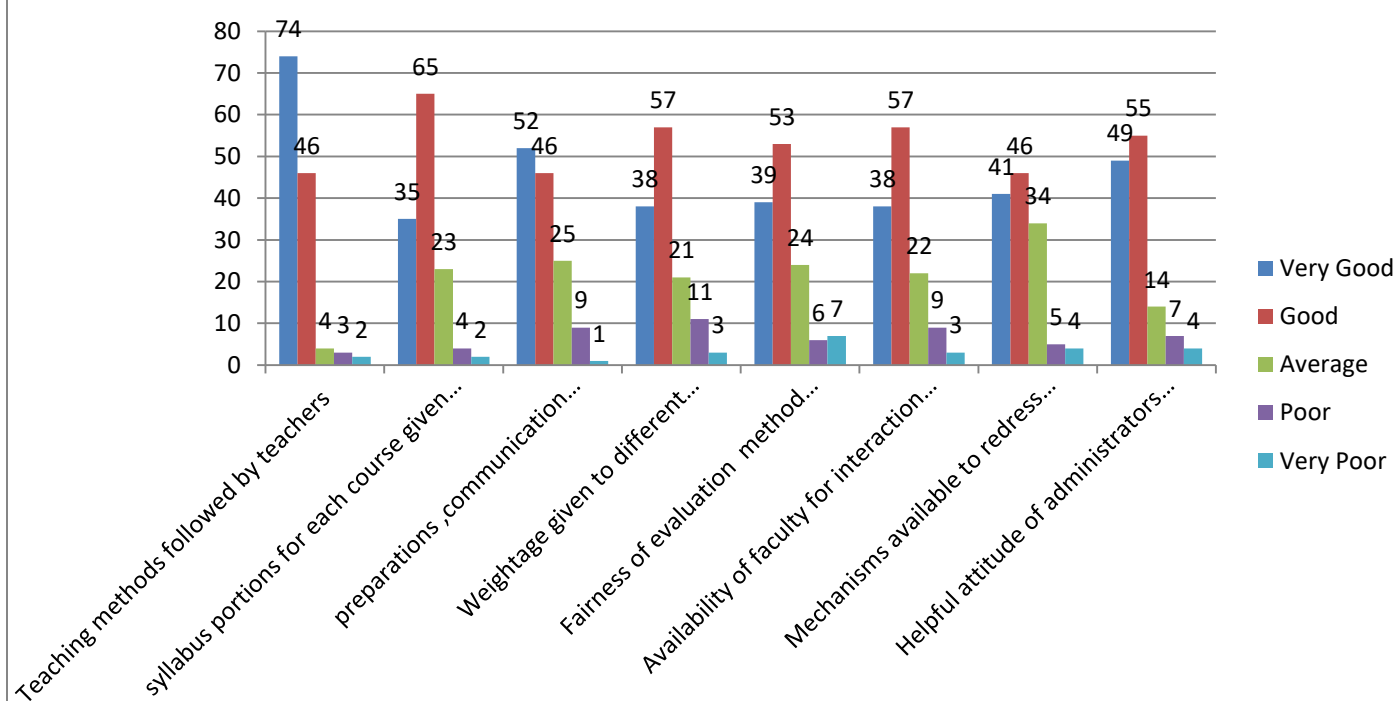
B) Course content relevance towards industry



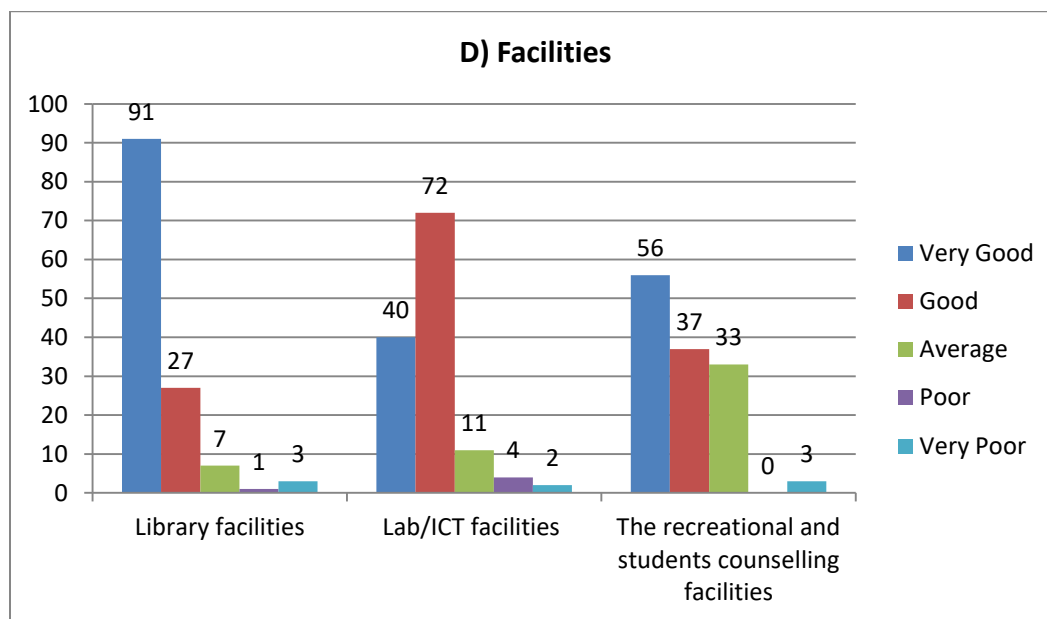
C)Teaching and Evaluation

S. No.	Criteria	Very good	Good	Average	Poor	Very poor
10	Teaching methods followed by teachers	74	46	4	3	2
11	syllabus portions for each course given for self-study and learning in the form of assignments,seminars ,etc.	35	65	23	4	2
12	preparations ,communication ,encouragement and helpful attitude of teachers in assisting you to learn better.	52	46	25	9	1
13	Weightage given to different components of CIA and the way in which they are implemented	38	57	21	11	3
14	Fairness of evaluation method followed for CIA and semester exam.	39	53	24	6	7
15	Availability of faculty for interaction and guidance.	38	57	22	9	3
16	Mechanisms available to redress academic grievances	41	46	34	5	4
17	Helpful attitude of administrators ,staff and non-teaching staff to provide suitable campus culture and atmosphere.	49	55	14	7	4

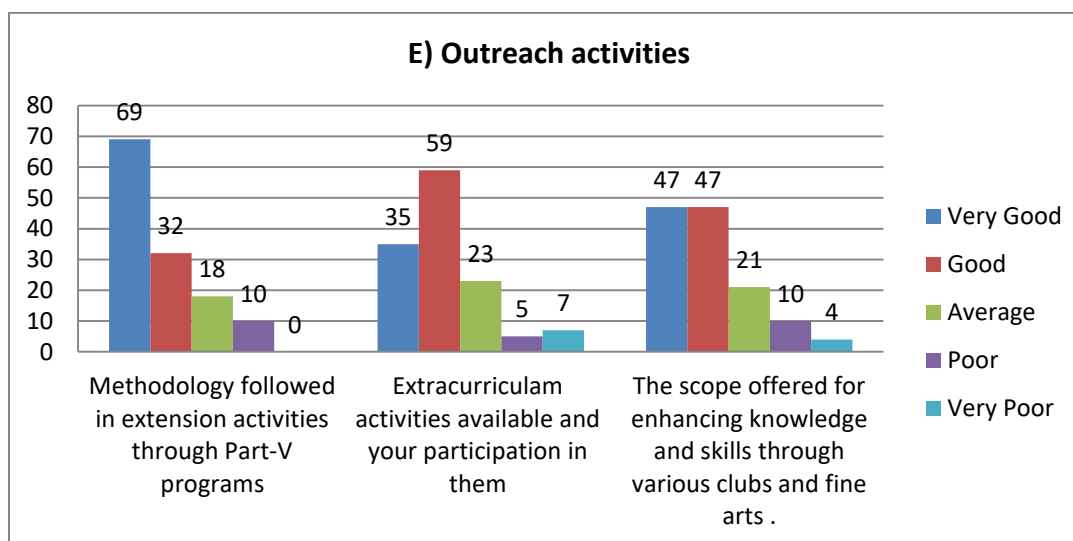
C) Teacing and Evaluation



D)Facilities						
S. No.	Criteria	Very good	Good	Average	Poor	Very poor
18	Library facilities	91	27	7	1	3
19	Lab/ICT facilities	40	72	11	4	2
20	The recreational and students counselling facilities	56	37	33	-	3



E)Outreach Activities						
S. No.	Criteria	Very good	Good	Average	Poor	Very poor
21	Methodology followed in extension activities through Part-V programs	69	32	18	10	-
22	Extracurriculum activities available and your participation in them	35	59	23	5	7
23	The scope offered for enhancing knowledge and skills through various clubs and fine arts .	47	47	21	10	4



F)Overall						
S. No.	Criteria	Very good	Good	Average	Poor	Very poor
24	Overall rating of the programmes and other facilities provided.	46	55	23	4	1

